

Ministerul Educației Naționale

Comunicare în limba modernă engleză

Clasa a II-a



Jenny Dooley – Virginia Evans



UniScan
GRUP EDUCATIONAL
Uniscan Grup Educațional

Acest manual este proprietatea Ministerului Educației Naționale.

Manualul școlar a fost aprobat prin Ordinul Ministrului Educației Naționale nr. /, în urma evaluării și este realizat în conformitate cu Programa Școlară aprobată prin OM Nr. 3418 din 19.03.2013.

116.111 – numărul de telefon european de asistență pentru copii

Ministerul Educației Naționale

Comunicare în limba modernă engleză

Clasa a II-a

Jenny Dooley – Virginia Evans



Uniscan Grup Educațional

Manualul este distribuit elevilor în mod gratuit, atât în format tipărit, cât și în format digital, și este transmisibil timp de patru ani școlari, începând cu anul școlar 2019 - 2020.

Inspectoratul școlar.....

Școala / Colegiul / Liceul.....

ACEST MANUAL A FOST FOLOSIT:

Anul	Numele elevului	Clasa	Anul școlar	Aspectul manualului*			
				format tipărit		format digital	
				la primire	la predare	la primire	la predare
1							
2							
3							
4							

* Pentru precizarea aspectului manualului se va folosi unul dintre următorii termeni: **nou, bun, îngrijit, neîngrijit, deteriorat.**

- Cadrele didactice vor verifica dacă informațiile înscrise în tabelul de mai sus sunt corecte.
- Elevii nu vor face niciun fel de însemnări pe manual.

Referenți științifici:

conf. univ. dr. Liliana Popescu

prof. gradul 1 Luciana Gabriela Florea

Uniscan Grup Educațional SRL

Str. Rucăr nr. 17, sector 1

București

Telefon: (021) 224.50.80;

fax: (021) 225.16.04

www.uniscan.ro



Express Publishing



Imnul României

Deșteaptă-te, române!

de Andrei Mureșanu

Deșteaptă-te, române, din somnul cel de moarte,
În care te-adânciră barbarii de tirani!
Acum ori niciodată, croiește-ți altă soarte,
La care să se-nchine și cruzii tăi dușmani!

Acum ori niciodată să dăm dovezi la lume
Că-n aste mâni mai curge un sânge de roman,
Și că-n a noastre piepturi păstrăm cu fală-un nume
Triumfător în lupte, un nume de Traian!

.....

Priviți, mărețe umbre, Mihai, Ștefan, Corvine,
Româna națiune, ai voștri strănepoți,
Cu brațele armate, cu focul vostru-n vine,
„Viața-n libertate ori moarte!” strigă toți.

.....

Preoți, cu crucea-n frunte! căci oastea e creștină,
Deviza-i libertate și scopul ei preasfânt.
Murim mai bine-n luptă, cu glorie deplină,
Decât să fim sclavi iarăși în vechiul nost'pământ!

Guide – How to use the course – Instrucțiuni de utilizare a manualului



Printed book
Varianta tipărită



Digital app
Varianta digitală

The course comprises 4 modules and each module consists of 2 units. Each unit has 5 lessons. The course consists of the printed book and the digital application that contains all the modules/units in the printed book and a variety of interactive, static and animation/video activities.

Manualul este structurat în 4 module de învățare. Fiecare modul cuprinde 2 unități de învățare, iar fiecare unitate este alcătuită din 5 lecții. Manualul este compus din varianta tipărită și varianta digitală. Manualul digital conține toate lecțiile din manualul tipărit având în plus activități interactive, statice și animate.

Key features of a unit – Caracteristicile unității de învățare

Big colourful pictures introduce the topic and engage the pupils' attention.

Imagini mari și colorate pentru o prezentare atractivă a subiectului.

My family

Listen and point.

Match. Say.

A SISTER
B DADDY
C MUMMY
D BROTHER

Draw in your notebook. Say.

This is my mummy, Vicky.

1 Listen, point to the family members and say.
2 Listen and point.
3 Listen and sing.

3 Match the words to Barry's family members. Then point and say. This is Barry's (mummy).
4 Draw a picture of your family in your notebook. Present it to the class. Say: This is my (cousin/ Uncle).

Presentation of new vocabulary through audio and visual stimuli.

Prezentarea vocabularului prin stimuli audio vizuali.

The pupils use English to explore other subject areas in a fun and creative way. (CLIL)

Elevii folosesc limba engleză pentru a explora alte discipline. (Interdisciplinaritate)

bedroom bathroom living room kitchen garden

1 kitchen 2 bedroom 3 garden
4 bathroom 5 living room

Where's Alvin?
Is he in the kitchen?
Yes, he is!

14 Listen, point to the parts of the house and say.
1 Read the words and match them to the parts of the house. Then, in groups, choose and make a part of a house.

2 Play the Where's Alvin? game.
3 Listen and sing.

Games help develop the pupils' social skills.

Jocurile contribuie la dezvoltarea abilităților sociale.

Craftwork activities promote a hands-on approach to language learning.

Activități de abilități practice.

TPR songs that help the pupils remember the new vocabulary.

Cântece care ajută la memorarea vocabularului nou.

SYMBOLS:
SIMBOLURI:



listening activities
audio



animation/video activities
activități animate/video



static activities
activități statice

Lessons with captivating dialogues.

lecții cu dialoguri captivante.

Go Green! lessons that promote respect for the environment.

Go Green! lecții de promovare a respectului pentru mediul înconjurător.

Let's listen. Listen to the audio and point to the pictures.

- Bye, Ronny. Be good!
- Let's play in the garden.
- Bye, Mummy!
- Where's Ronny? I don't know.
- Is he in the living room?
- No, he isn't.
- No, he isn't.
- Oh, no! My best nose!
- Look! He's in the bedroom, over there.
- Is he in the kitchen?
- No, he isn't.

Go Green! Listen and choose. Listen to the audio and choose the correct picture. Then talk with your friend.

- Where's my mummy? a) [picture] b) [picture]
- Where's my daddy? a) [picture] b) [picture]
- Where's my brother? a) [picture] b) [picture]
- Where's my sister? a) [picture] b) [picture]

Draw in your notebook and write. Where's Frosty? Look! He's in the garden!

Listening activities consolidated and expand the language of the module.

Activități de ascultare pentru consolidarea și extinderea cunoștințelor de limbă modernă.

Portfolio sections with colourful projects that can be used as models for the pupils' own work.

Secțiunea Portofoliu aduce proiecte colorate pe care elevii le pot folosi ca modele pentru propriile lor lucrări.

Our World lessons explore aspects of life in other countries and broaden the pupils' horizons.

Our World lecții ce explorează aspecte ale vieții în alte țări măbind orizontul elevilor.

Look and say. This is Karen's daddy. This is Karen's mummy. This is Karen's brother. This is Karen's house.

Look, read and say yes or no. garden bedroom bathroom living room kitchen

Look, read and choose. a) mummy b) sister a) brother b) daddy a) sister b) mummy a) daddy b) brother

Consolidation and self-evaluation sections at the end of each unit.

Secțiuni de consolidare și auto-evaluare la sfârșitul fiecărei unități de învățare.



interactive activities
activități interactive



songs
cântece



craftwork
activități de abilități practice



role play
joc de rol

	Vocabulary	Structures	Project
My Letters pp. 8-9 2.3	<ul style="list-style-type: none"> the English alphabet 		
Hello, Magic Friends! pp. 10-11 2.2	<ul style="list-style-type: none"> meeting the characters 	<ul style="list-style-type: none"> Hello, I'm ... 	
Module 1 Unit 1 - My family pp. 12-21 1.2, 1.3, 2.2, 3.1, 4.1	<ul style="list-style-type: none"> mummy, daddy, brother, sister bedroom, bathroom, living room, kitchen, garden 	<ul style="list-style-type: none"> This is my mummy, Vicky. Where's Alvin? Is he in the kitchen? 	Where is (Frosty)?
Unit 2 - My birthday pp. 22-31 1.1, 2.1, 3.1	<ul style="list-style-type: none"> robot, clock, computer, bike, TV, lamp square, circle, triangle, rectangle 	<ul style="list-style-type: none"> This is for you. A clock. Thank you. It's a blue rectangle. 	A Birthday Card
Module 2 Unit 3 - My body pp. 32-41 1.1, 2.2, 3.1	<ul style="list-style-type: none"> head, arm, tummy, leg, foot clap your hands, nod your head, stamp your feet, wave your arms 	<ul style="list-style-type: none"> What's the matter? My arm hurts! Clap your hands! 	My Body
Unit 4 - I can sing! pp. 42-51 1.1, 2.2, 2.4, 4.1	<ul style="list-style-type: none"> sing, dance, ride a bike, play football, draw piano, guitar, triangle, drum, tambourine, recorder 	<ul style="list-style-type: none"> I can dance! I can play the guitar! 	What I can do

General competences/Specific competences:

- 1. Understand simple oral messages**
 - 1.1 Respond appropriately (in basic communication situations) to short, simple questions in a clear and concise way.
 - 1.2 Recognise the basic location (*on, under, in front of, behind, in*) of objects in the surrounding environment.
 - 1.3 Develop interest and general comprehension of films and songs in the English language.
- 2. Speak in everyday communication situations**
 - 2.1 Reproduce short and simple songs/poems.
 - 2.2 Present a familiar person/character giving personal details (*name, gender, age, hobbies*).
 - 2.3 Participate in communication games and reproduce or create rhymes/short messages.
 - 2.4 Request and give short and simple information related to the location of objects within the surrounding environment.
- 3. Understand simple written messages**
 - 3.1 Understand short, simple written texts used in everyday situations.
- 4. Write simple messages in everyday communication situations**
 - 4.1 Participate in group/class projects and, with help, create and write short texts/messages.

	Vocabulary	Structures	Project
Unit 5 - A butterfly! pp. 52-61 1.1, 2.3	<ul style="list-style-type: none"> butterfly, elephant, spider, bird, frog, monkey numbers 11-20 	<ul style="list-style-type: none"> A bird can't swim! A bird has got two legs. Three and seventeen is twenty. 	My Favourite Animal
Unit 6 - A sweet tooth pp. 62-71 2.2, 3.1	<ul style="list-style-type: none"> chocolate, jam, cake, lollipops, juice, sweets, carrots, potatoes, peas, tomatoes, pears, oranges 	<ul style="list-style-type: none"> Do you like cake? Yes, I do. Eat tomatoes. They are good for you. 	My Favourite Fruit and Vegetable
Unit 7 - The weather pp. 72-81 3.1, 4.1	<ul style="list-style-type: none"> It's hot. It's cold. It's sunny. It's raining. It's snowing. spring, summer, autumn, winter 	<ul style="list-style-type: none"> What's the weather like today? It's sunny. Erlina's favourite season is spring. 	My Favourite season
Unit 8 - Looking good! pp. 82-91 2.3, 4.1	<ul style="list-style-type: none"> boots, jacket, jeans, jumper, dress, hat, T-shirt, shorts, vest, socks, cap, shoes 	<ul style="list-style-type: none"> I'm wearing my jumper and jeans. Daddy Bear's shorts are big. Take off your shoes. 	What I'm wearing today
Fun Time pp. 92-115 2.1, 2.3, 2.4, 3.1			
Round-up pp. 116-117			
Happy Halloween! p. 118		Happy New Year! p. 119	Happy Easter p. 120
2.1, 2.3			

Competențe generale/Competențe specifice:

1. Receptarea de mesaje orale simple

- 1.1 Oferirea unei reacții adecvate în situații de comunicare uzuale, la o întrebare/ instrucțiune simplă rostită clar și foarte rar
- 1.2 Recunoașterea pozițiilor de bază (pe, sub, în față, în spatele, în) ale unor obiecte din universul imediat, în mesaje articulate clar și rar
- 1.3 Manifestarea curiozității față de sesizarea semnificației globale a unor filme și a unor cântece pentru copii în limba modernă respectivă

2. Exprimarea orală în situații de comunicare uzuală

- 2.1 Reproducerea unor cântece/poezii simple pentru copii
- 2.2 Prezentarea unei persoane / unui personaj cunoscut folosind câteva detalii familiare (nume, gen, vârstă, hobby)
- 2.3 Participarea la jocuri de comunicare în care reproduce sau creează rime/ mesaje scurte
- 2.4 Cererea și oferirea unor informații scurte și simple referitoare la localizarea obiectelor din universul imediat

3. Receptarea de mesaje scrise simple

- 3.1 Manifestarea curiozității pentru decodarea unor mesaje scrise simple și scurte din universul imediat

4. Redactarea de mesaje simple în situații de comunicare uzuală

- 4.1 Participarea la proiecte de grup/ la nivelul clasei în care elaborează cu sprijin scurte mesaje scrise

My Letters

Aa



ant

Bb



bat

Cc



cap

Gg



ghost

Hh



hat

Ii



iguana

Mm



mouse

Nn



nut

Oo



orange

Ss



snail

Tt



tomato

Uu




umbrella

Vv



violet



Dd

duck



Ee

elf



Ff

flower

Jj



jaguar



Kk

koala



Ll

lion



Pp

puppet



Qq

queen



Rr

rabbit

Xx

fox



Yy

yo-yo



Zz

zebra





Ww

wizard



Hello, Magic Friends!

1 Sing.  





1

My family

1

Listen and point. 🎧 📍



2

Sing. 🎵 ▶

12

Module 1

🎧 Listen, point to the family members and say.

1 Listen and point.

2 Listen and sing.



mummy

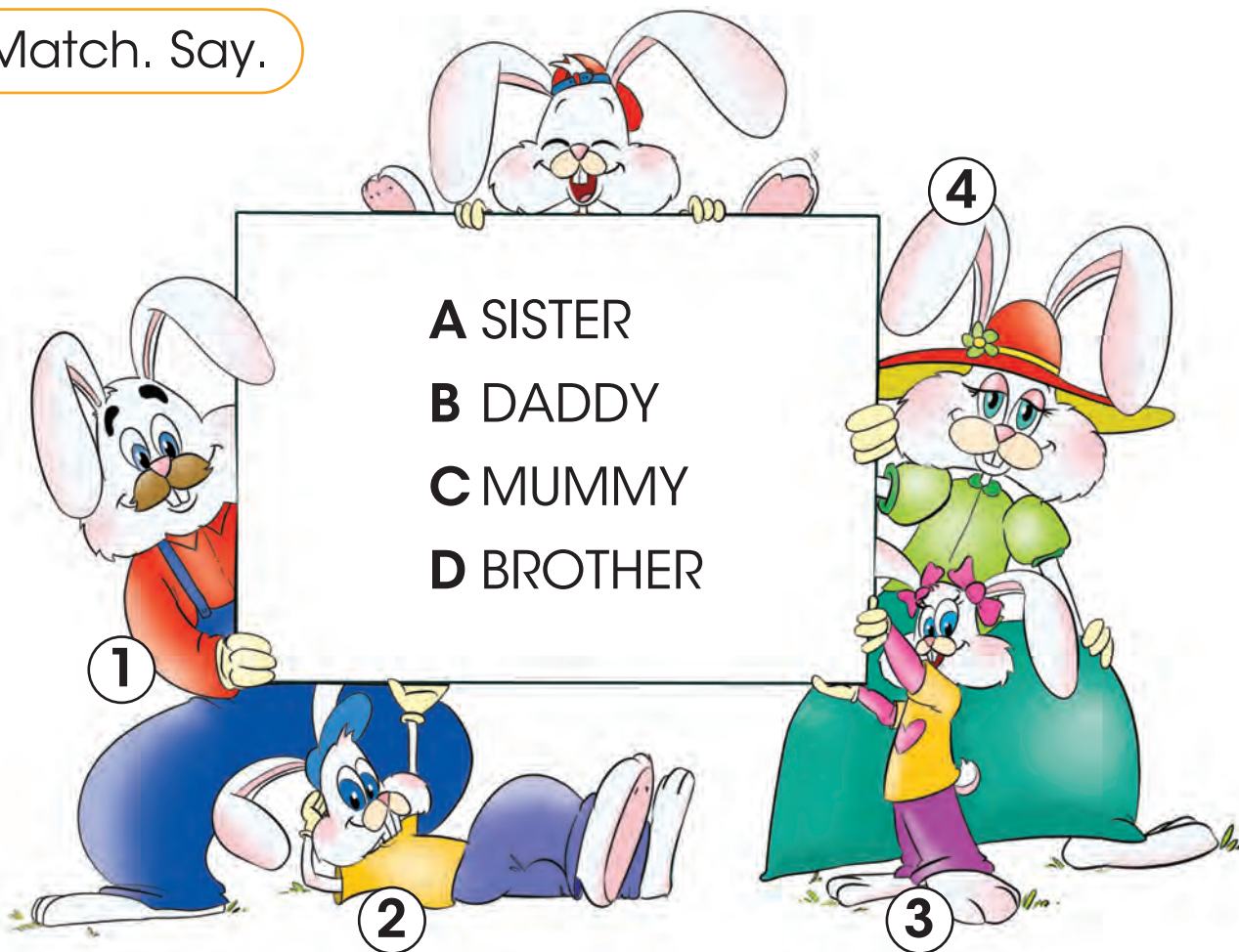
daddy

brother

sister



3 Match. Say.



4 Draw in your notebook. Say.

This is my mummy, Vicky.



- 3 Match the words to Ronny's family members. Then point and say: *This is Ronny's (mummy).*
- 4 Draw a picture of your family in your notebook. Present it to the class. Say: *This is my (mummy, Vicky).*



bedroom



bathroom

1 Read and match. Then make.  

1 kitchen

2 bedroom

3 garden

4 bathroom

5 living room





living room



kitchen



garden



2 Let's play!



Where's Alvin?

Is he in the kitchen?

3 Sing.  



Yes, he is!



- 2 Play the *Where's Alvin?* game.
- 3 Listen and sing.



1 Let's listen.  



1 Listen to the dialogue and point to the pictures.





Go Green!

1 Where's Mummy? Follow and say.



lamb



puppy



kitten



foal



horse



sheep



dog



cat

1 Help the babies find their mummies. Then say: A (lamb) is a baby (sheep).



2 Listen and choose.

1 Where's my mummy?

3 Where's my daddy?



2 Where's my brother?

4 Where's my sister?



3 Portfolio: Draw in your notebook and write.



Where's Frosty? Look!
He's in the garden!

- 2 Listen to the sounds and choose the correct picture. Then talk with your friend:
Is Ronny's mummy in the living room? Yes, she is. or No, she isn't.
- 3 Draw in your notebook and write. Present your picture to the class.

1 Look and say.

Karen



This is Karen's daddy.

This is Karen's mummy.



This is Karen's brother.

This is Karen's house.



Pedro


1 Read, then talk about Pedro's family.



2 Look, read and say **yes** or **no**.



garden



bedroom



bathroom



living room



kitchen

My Progress



3 Look, read and choose.



a mummy
b sister



a brother
b daddy



a sister
b mummy



a daddy
b brother


2 Look at the pictures. Read the words and say *yes* or *no*.
3 Look at the pictures. Choose the right words.




1 Sing.  

I'm seven today.

I'm seven today, too!



2 Point and say.

-  Listen, point to the presents and say.
 1 Listen and sing.
 2 Point to the presents and say: *It's a blue bike.*



computer



bike



TV



lamp



clock



3 Listen and match.  

1 	2 	3 	4 
A  Sam	B  Anna	C  Lucy	D  Tom

4 Make. Talk with your friend. 



Happy Birthday!
This is for you.

Wow! A clock.
Thank you.

- 3 Listen and match. Then play with your friend: *How old are you? I'm (six). You're ...!*
- 4 Make a present for your friend and give it to him/her.



square

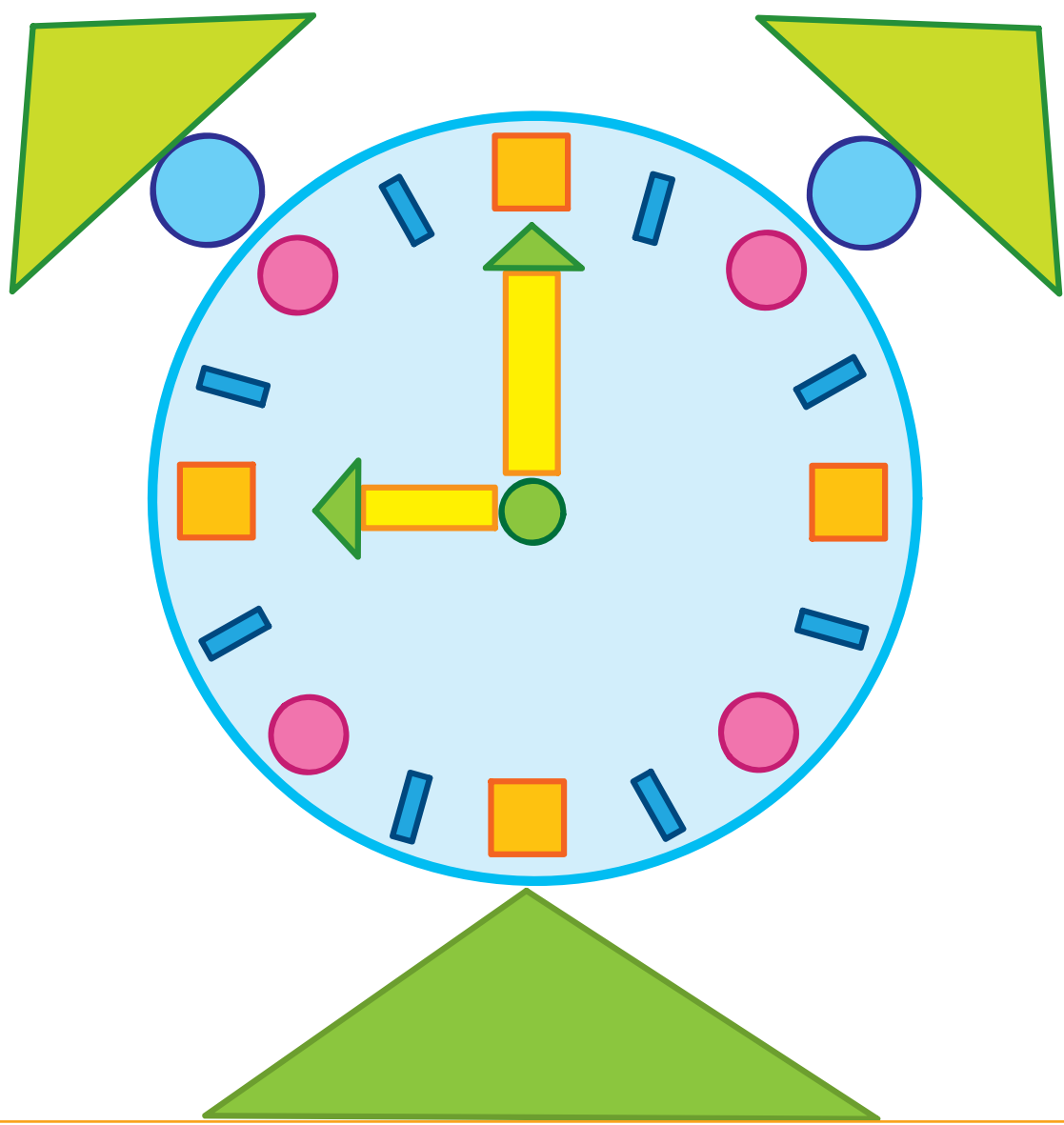
1 Count and say. 

squares

circles

rectangles

triangles





circle



triangle




rectangle

My birthday




2 Look and say.



3 Sing and do.

- 2 Look at the shapes. Say: *It's a red circle.*
- 3 Sing and do.

1 Let's listen.  



1 Listen to the dialogue and point to the pictures.



5

This clock is for you, Frosty!



Thank you!

6

This robot is for you, Woody!



Thank you!

7

No, stop!



8


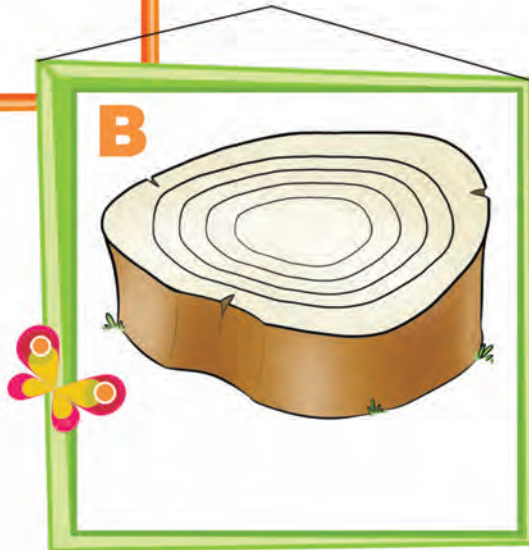
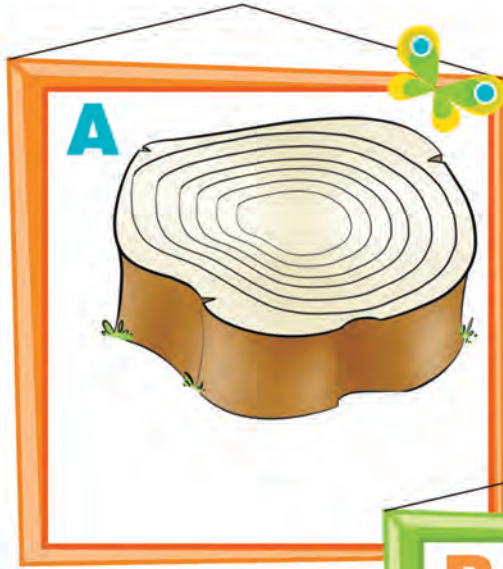
Oh Alvin! You're so sweet now!





Go Green!

1 Count. Say.



1 Count the circles and say how old the trees are.




2 Talk with your friend.

Where's the yellow clock?



It's in the cupboard.



3 Portfolio: Make a birthday card.



- 2 Talk with your friend: *Where's the yellow clock? It's in the cupboard.*
- 3 Make a birthday card for your friend.

1 Read. Then sing.  



Hello, I'm Amy.
It's my birthday
today. I'm five!



Hello, I'm Maria. It's
my birthday today.
My family and
friends are here!


Happy Birthday to you,
Happy Birthday to you,
Happy Birthday Amy and Maria,
Happy Birthday to you!

1 Read, then sing the *Happy Birthday* song to Amy and Maria.



2 Look, read and choose. 

My Progress



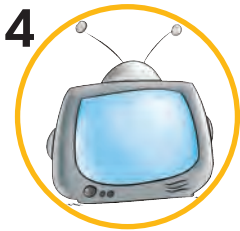

- a lamp
- b bike



- a robot
- b computer




- a lamp
- b clock



- a TV
- b computer



- a bike
- b clock



- a lamp
- b robot

3 Let's play!



- 2 Look at the pictures. Say the right words.
- 3 Play the *Guess the Shape* game.



head

1 Listen and point. Then sing.    



2 Find and say.



 Listen, point to the parts of the body and say.

1 Listen to the song and point to the parts of the body mentioned. Then sing.

2 Find the parts of the body, mime and say: *My (tummy) hurts.*



arm



tummy



leg



foot



3 Read and choose.

1



My **a** arm hurts.
b leg

2



My **a** foot hurts.
b head

3



My **a** tummy hurts.
b foot

4



My **a** leg hurts.
b arm

4 Look and act. 

Ouch!

What's the matter?

My arm hurts!

Let me see!




- 3 Look, read and choose the right words.
- 4 Look at the pictures and act out.



clap your hands

1 Sing and do.  




-  Listen, point to the actions and say.
- 1 Listen and point. Then sing and do.



nod your head stamp your feet wave your arms

2 Listen and number in your notebook. 





3 Let's play!

Simon says,
clap your
hands!



- 2 Listen and number the pictures in your notebook.
- 3 Play the *Simon says* game.

1 Let's listen.  



1 Listen to the dialogue and point to the pictures.





Go Green!

1 Look. Choose and say **A** or **B**.

A

It has got paws.



B

It has got hooves.



1 Look and say A or B. Then point and say: A (cow) has got ...



2 Choose and say.

- a heads b tummy c arms

1 I've got two **?**, four arms and two legs.



2 I've got three legs and four **?**.



3 I've got two legs, two arms and a big **?**.



3 Portfolio: Draw in your notebook and write.




- 2 Look, read and say the right words.
- 3 Draw your body in your notebook. Present it to the class. Say: *This is me. Look! My ...*

1 Read. Then make and say. ✂

Hello, I'm Nessie.
I've got a small
head and a big
body.




Hello, I'm Yeti. I've got
a big head, a big body
and lots of hair!



1 Read about Nessie and Yeti. Then make a Nessie/Yeti mask in pairs. Introduce yourselves to each other.



2 Look, read and choose.



- a arm
- b foot



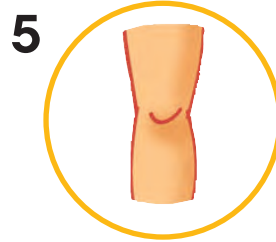
- a leg
- b foot



- a leg
- b head



- a tummy
- b head



- a leg
- b arm

My Progress

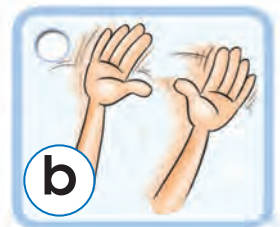
3 Match in your notebook.

1 Clap your

2 Nod your

3 Stamp your


4 Wave your



2 Look at the pictures. Choose the right words.
 3 Look, read and match the phrases to the pictures in your notebook.

I can sing!

1 Listen and point. Then sing.   



2 Read and match.

a sing

b dance

c ride a bike

d draw

 Listen, point to the actions and say.

1 Listen and point. Then sing.

2 Match the words to the pictures. Then say: *Number (3). (He) can (sing).*



sing



dance



ride a bike



play football



draw



3 Listen and choose.  



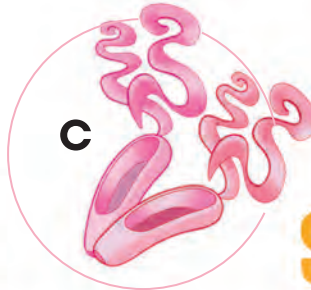
Roy



a



b



c



d



Sally

4 Let's play!

I can dance!



- 3 Listen and choose. Then say: *She can ... and she can ...!*
- 4 Play the *Follow the Leader* game.

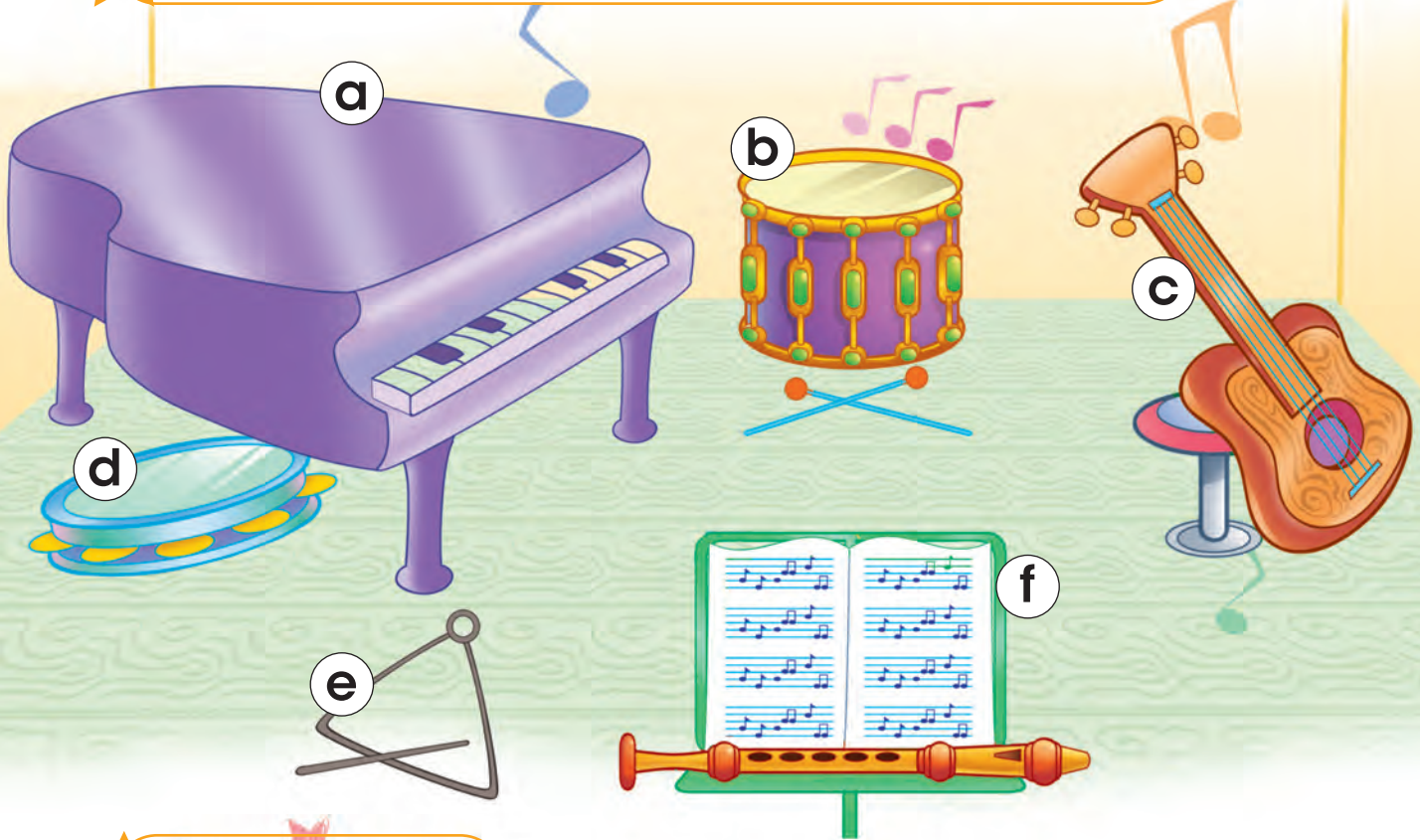


piano



guitar

1 Listen and number in your notebook. 




2 Let's play!



What's number 1?

A piano!

-  Listen, point to the musical instruments and say.
- 1 Listen and number the pictures in your notebook. Then say: *One a. I can hear the piano.*
- 2 Play the *Memory* game.



triangle



drum



tambourine



recorder

I can sing!



3 Sing and do.  



4 Make and play.  

I can play the guitar!



- 3 Sing and do.
- 4 Make a guitar. Then sing as you play.

1 Let's listen. 🎧 ▶

1 Look, Woody! What is it?

Listen! I can play the recorder!

It's a recorder!

You're good!

3 I can play the drum!

You're good!

4 I can play the guitar!


You're good!


1 Listen to the dialogue and point to the pictures.





Go Green!

1 Listen. Choose. 



1 In the country! Listen and choose what you hear. Then point and say: *I can hear the ...*



2 Read and act.

Can you swim?

Yes, I can!
Look!



3 Portfolio: Draw and write in your notebook.

I can draw. Look!



- 2 Read and talk with your friend.
- 3 Draw what you can do in your notebook. Present it to the class.

1 Look and read. 

This is Wayne
Rooney.
He can play
football
really well!



This is Shakira.
She can sing and play
the guitar.
She can dance, too!

2 Make. 



- 1 Read about Wayne Rooney and Shakira.
- 2 Make a class football team. Give your football team a name.




3 Look, read and match in your notebook. 



- a draw
- b dance
- c ride a bike
- d play football
- e sing

My Progress

4 Look and say.



- 3 Look at the pictures. Match them to the words in your notebook.
- 4 Say: *It's a blue ...*

A butterfly!



butterfly

1 Match in your notebook. Say.

- 1 butterfly
- 2 frog
- 3 monkey
- 4 bird
- 5 elephant
- 6 spider




2 Sing.  

 Listen, point to the animals and say.

1 Match the words to the animals in your notebook. Then say: *It's an elephant. It's a ...*

2 Listen and sing.



elephant



spider



bird



frog



monkey



3 Look, choose and say.



a run

b fly



a run

b swim



a jump


b draw



a fly

b run

4 Make and play.  



A bird can't swim!

That's right!




- 3 What can the animals do? What can't they do? Look and choose the right words. Then say: *A bird can ..., but it can't ...*
- 4 Use the templates to make the spinners. Play with your friend.

1 Find the number and say. Sing.  

A bird has got two legs,
One bird, two legs.
Six birds, **12** legs.

A spider has got eight legs,
One spider, eight legs.
Two spiders, **?** legs.

An elephant has got four legs,
One elephant, four legs.
Five elephants, **?** legs.

2 Count. Say. 

One  has got 4 

Four  have got 

16 17 18 19 20

A butterfly!



3 Listen and choose.

a

sixteen
thirteen

b

nineteen
fifteen

c

seventeen
eighteen

d

eleven
twelve

e


sixteen
twenty

f

fourteen
thirteen

4 Choose. Say.


3	15	2	16	13
4	7	17	18	5



3 Listen and choose the right number.

4 Choose two different numbers each time and say: ... and ... is twenty.

1 Let's listen.  



1 Listen to the dialogue and point to the pictures.



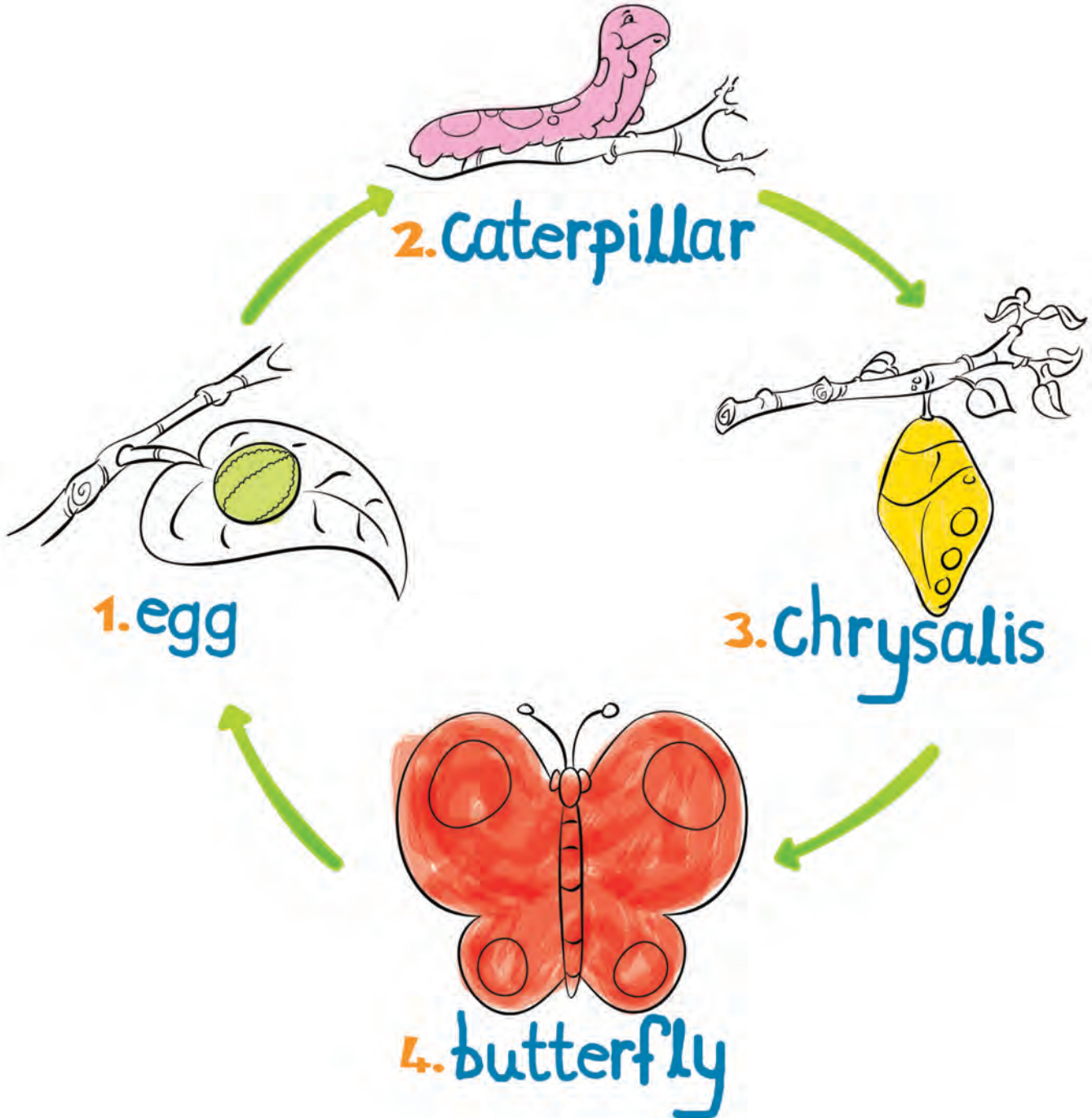
Next week ...





Go Green!

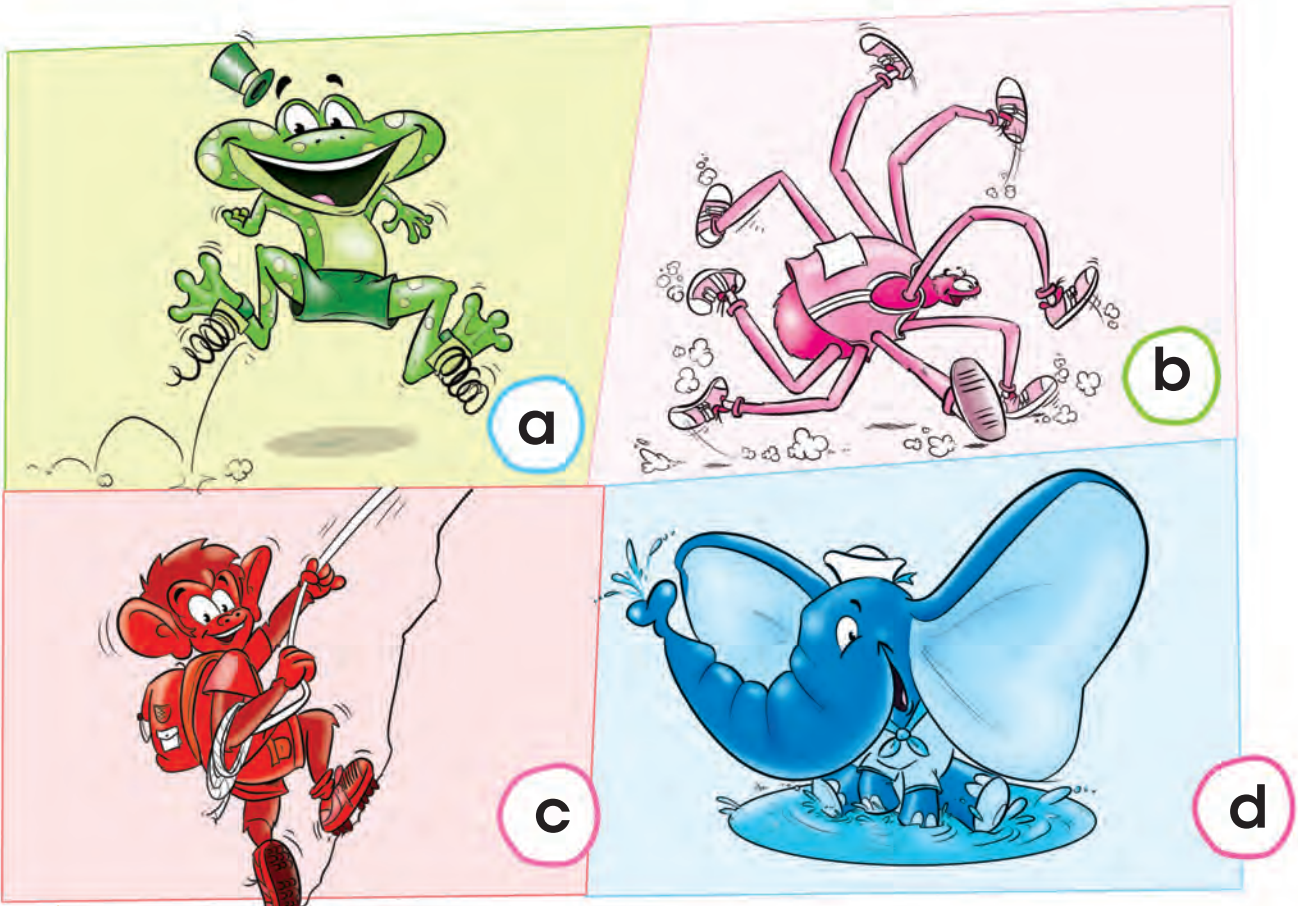
1 Look, point and say. 



1 Look, point and say: 1. A green egg.



2 Listen and number in your notebook.



3 Portfolio: Draw and write in your notebook.



This is a spider. It's got 8 legs.
It can run. It's black.

- 2 Listen and number the pictures in your notebook. Then point and say: a4. *It's got big eyes. It can jump. It's green.*
- 3 Draw your favourite animal in your notebook. Present it to the class.

1 Choose and say.



Look at the horse. It can ...

a fly!

b jump!



Look at the elephants. They can ...

a play football.

b swim.

1 Read and choose the correct word. Then say: *The horse can ...*




2 Look, read and choose.


My Progress



- a frog
- b bird



- a spider
- b butterfly




- a horse
- b elephant



- a monkey
- b frog



- a butterfly
- b bird



- a monkey
- b spider

3 Let's Play!

	A	B	C
1	12	15	19
2	14	20	17
3	11	13	16

- 2 Look, read and choose the right words.
- 3 Play the *Number Memory* game.



chocolate

1 Match in your notebook. Say.

- 1 sweets
- 2 jam
- 3 lollipops
- 4 juice
- 5 chocolate
- 6 cake



2 Sing.  

- 1 Listen, point to the food/drink items and say. Then point and say: *I like (chocolate). I don't like (jam).*
- 2 Match the words to the items in your notebook. Then point and say: *I've got a sweet tooth. I love (jam)!*
- 2 Listen and sing.



jam



cake



lollipops



juice



sweets



3 Listen and choose **yes** or **no**.  

1



lollipops

yes

no

2



chocolate

yes

no

3



sweets

yes

no

4



cake

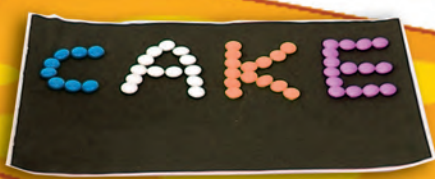
yes

no


4 Make and say. 

Cake! Do you like cake?




Yes, I do. I love cake!



- 3 Listen and choose *yes* or *no*. Then talk with your friend: *Do you like lollipops? Yes, I do./No, I don't.*
- 4 Use smarties to spell out your favourite sweet. Talk with your friend.



1 Look and say.



2 Sing.

- Listen, point to the food items and say.
- 1 Point and say: *Tomatoes and apples are red. Eat (tomatoes). They're good for you.*
- 2 Listen and sing.




peas



tomatoes



pears

















oranges

A sweet tooth




3 Let's Play!

START		 1	 2	 3
 8	 7	 6	Oh, no! 5	 4
 9	GREAT! 10	 11	 12	 13
FINISH		 16	 15	 14



3 Play the *Rainbow* game.

1 Let's listen.  



1 Listen to the dialogue and point to the pictures.



Do you like cake?

5



Yes, I do!
I love cake!

6



What's the matter?

7

My tummy hurts!



8


No more sweets!







Go Green!

1 Fruit or vegetable?
Match in your notebook.



2 Make and say. ✂️ 🎭

I'm Mr Carrot.
I'm a vegetable.



1 Fruit or vegetable? Look and match in your notebook. Say: (Tomatoes) are (fruit).
2 Use the templates to make fruit/vegetable men/women. Talk with your friend.



3 Talk with your friends.

What's your favourite fruit?

Bananas!
I love bananas!



4 Portfolio: Draw and write in your notebook.

My favourite fruit and vegetable!



bananas



carrots

- 3 Talk with your friends. Ask them about their favourite fruit and vegetable.
- 4 Draw your favourite fruit and vegetable in your notebook. Present it to the class.

1 Look. Then act.  



A banana ice cream, please.

Here you are.



Thank you.

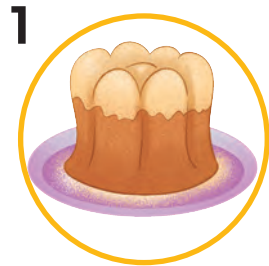
All around the world, people love Ice Cream



1 Look at the pictures. Then play the *Ice cream van* game.



2 Look, read and say **yes** or **no**.



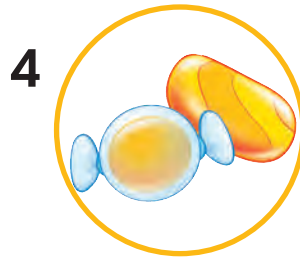
cake



jam



chocolate



sweets



juice

My Progress



3 Look, read and choose.



a fruit

b vegetable



a fruit

b vegetable



a fruit

b vegetable



a fruit

b vegetable



a fruit

b vegetable



a fruit

b vegetable

2 Look at the pictures. Read the words and say yes or no.

3 Look at the pictures and choose the right words.

The weather



1 Listen and point. Then sing.



2 Look and match in your notebook.

- a It's hot.
- b It's snowing.
- c It's sunny.
- d It's raining.
- e It's cold.



It's cold.



It's sunny.



It's raining.



It's snowing.



3 Look and say.

What's the weather like today?



It's sunny.

4 Let's Play!



It's cold!



- 3 Look at the pictures and talk with your friend.
- 4 Play the *Weather* game.






spring



summer

1 Look, read and match in your notebook. Then say.



- 1 It's winter. It hasn't got leaves.
- 2 It's spring. It has got flowers.
- 3 It's summer. It has got green leaves and fruits.
- 4 It's autumn. It has got brown leaves.



autumn




winter

The weather




2 What's their favourite season? Listen and match in your notebook. 🎧



3 Sing. 🎵 ▶️

- 2 Listen and match in your notebook. Then say: (Erlina's) favourite season is ... because (she) loves
- 3 Listen and sing.

1 Let's listen.  



1 Listen to the dialogue and point to the pictures.





Go Green!




1 Who needs water? Look, choose and say.

a



b



c



d



e



f



g





h







2 Look and say. 



My  mummy's favourite season is

 because

she loves  !

3 Portfolio: Draw and write in your notebook.



My favourite season is winter because I love the snow.

- 2 Look, read and say.
- 3 Draw your favourite season in your notebook. Present it to the class.

1 Look, read and match in your notebook.



1



All year round in the UK ...
You need an umbrella
every day!



A It's hot and sunny.

B It's raining.



2



All year round in
Greece ...
Lots of sunshine,
what a treat!




1 Look, read and match in your notebook.



2 Look, read and say **yes** or **no**.



It's cold.



It's raining.



It's snowing.



It's hot.



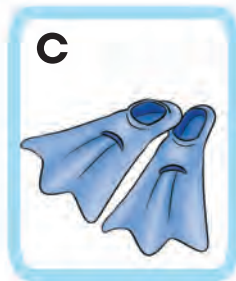


It's sunny.

My Progress



3 Match in your notebook.



1 summer

2 winter

3 autumn

4 spring

- 2 Look at the pictures. Read the words and say yes or no.
- 3 Match the pictures to the right words in your notebook.

Looking good!



boots

1 Look, read and match in your notebook.


1 jacket

2 boots

3 hat

4 jumper

5 jeans



2 Sing. 

 Listen, point to the clothes items and say.

1 Look, read and match the words to the clothes in your notebook.

2 Listen and sing.



jacket



jeans



jumper



dress



hat



3 Choose. Say **A** or **B**.



1 boots

3 jacket

5 dress

2 jeans

4 hat

6 jumper

4 Make and play.  



I'm wearing my jumper and my jeans.



3 Look at the pictures. Read the words and say A or B.

4 Use the templates to draw and dress yourself. Then take roles and talk with your friend.



T-shirt

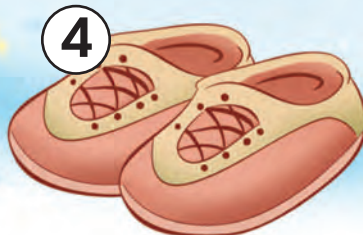



shorts



vest

1 Match in your notebook. Say.



Listen, point to the clothes items and say.

1 Match the clothes to Daddy or Baby Bear in your notebook. Then say: *Daddy Bear's shorts are big.*



socks



cap



shoes

Looking good!



2 Look, read and match in your notebook.

- 1 Take off your shoes.
- 2 Take off your socks.
- 3 Put on your T-shirt.
- 4 Put on your cap.



3 Sing.  

- 2 Match the sentences to the pictures in your notebook.
- 3 Listen and sing.



1 Let's listen.  

1 It's holiday time! Come on! Get ready!

2 Put on your jumper.

3 Put on your jacket. OK!

4 Wow! I'm looking good! Me, too!

1 Listen to the dialogue and point to the pictures.



Looking good!



OK! Get ready to go!





Go Green!

1 Look, point and say. 



1 Point and say: *He's wearing a yellow hat, ...*



2 Listen and choose.  



3 Portfolio: Draw and write in your notebook. 

It's hot!
I'm wearing
my shorts.



- 2 Listen and choose the right picture.
- 3 Draw what you are wearing today in your notebook. Present it to the class.

1 Choose. 



2 She's wearing a jacket kimono

1 Choose the right word.



2 Look, read and choose.



- a dress
- b hat




- a shorts
- b jeans



- a socks
- b boots



- a T-shirt
- b jumper



- a hat
- b cap



- a shoes
- b vest

My Progress



3 Let's play!

It's red.

A T-shirt!



- 2 Look, read and choose the right words.
- 3 Play the *Memory* game.

Fun Time 1

1 Read and choose.

This is Linda and **1) she/her** family. **2) They/Their** are in the living room. Sara is **3) Linda/Linda's** mum. **4) She/Her** is a teacher. Joe is Linda's dad. **5) He/His** is a teacher, too. Look at Linda's brother. **6) His/He's** name is Harry. This is **7) their/they're** dog, Spot. They are a nice family!



2 Read and answer.

- 1 What's your name?
- 2 What's your mummy's name?
- 3 What's your daddy's name?
- 4 What's your best friend's name?

3 Look and answer. 🗺️



What's his name?



What are their names?



What's her name?



What's his name?

4 Look and match in your notebook.

- 1 bedroom
- 2 bathroom
- 3 kitchen
- 4 garden
- 5 living room



5 Look and answer.




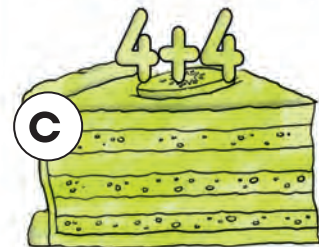



- 1 Where's Jill?
- 2 Where are Karen and Jen?
- 3 Where's the dog?
- 4 Where's Ben?

Fun Time 2

1 Read and match in your notebook.

- 1 It's number five.
- 2 It's number eight.
- 3 It's number nine.
- 4 It's number seven.
- 5 It's number ten.
- 6 It's number six.



2 Look, read and say **yes** or **no**.



1 The bike is blue.

2 The computer is yellow.

3 The lamp is pink.

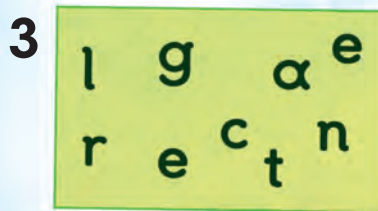
4 The clock is orange.

5 The TV is green.

6 The robot is red.




3 Say the shapes. □



4 Look, read and match in your notebook.

- 1 The blue flower is on the table.
- 2 The yellow flower is on the chair.
- 3 The green flower is under the table.
- 4 The red flower is in the glass.
- 5 The pink flower is in the hat.



5 Look and answer.



1 Is Bertie under the bed?



2 Is Bertie in the cupboard?



3 Is Bertie on the chair?



4 Is Bertie under the hat?



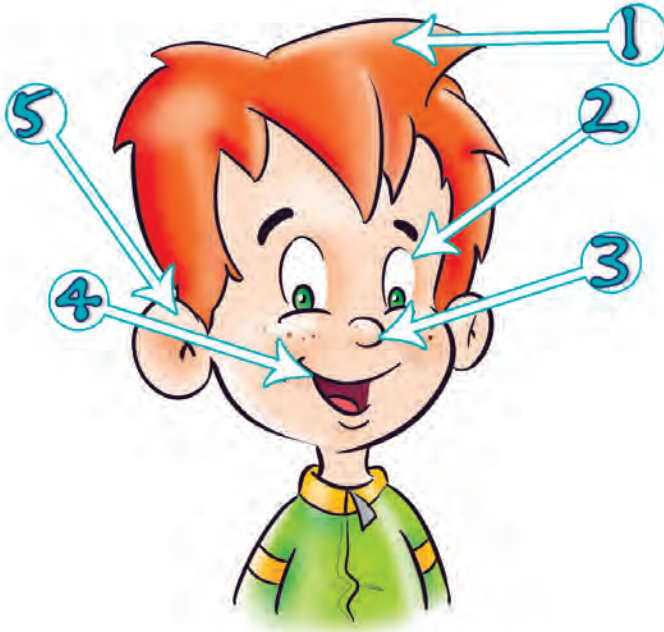
5 Is Bertie on the table?



6 Is Bertie under the umbrella?

Fun Time 3

1 Look, read and match in your notebook.



a nose

b eye

c hair

d ear

e mouth

2 Look, read and choose.



1 My **arm**/
foot hurts!



2 My **leg**/
head hurts!




3 My **foot**/
tummy hurts!

3 Match the phrases. Then number the pictures.



A



B



C



D

1 wave

a your feet

2 clap

b your arms

3 nod

c your hands

4 stamp


d your head

4 Look, read and answer.

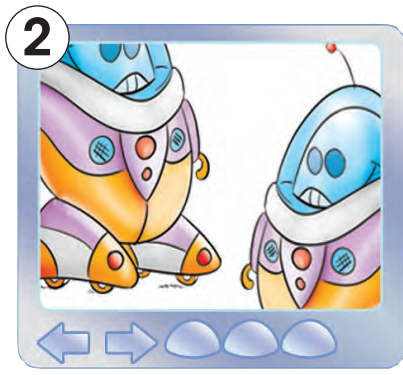
- 1 Has it got a big nose?
- 2 Have they got big ears?
- 3 Have they got three eyes?
- 4 Has she got red hair?
- 5 Has he got big feet?



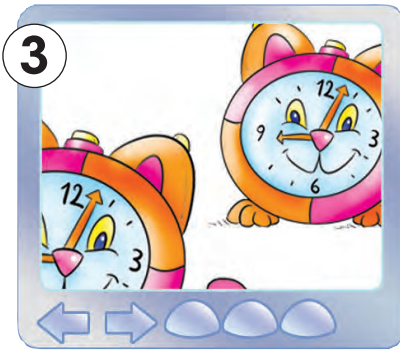
5 Look and choose. 



- a bike
- b bikes



- a robot
- b robots



- a clock
- b clocks



- a lamp
- b lamps

Fun Time 4

1 Look and say **yes** or **no**.

1 She can ride a bike.



4 She can climb.



2 He can play the guitar.



5 She can play football.



3 She can play the piano.



6 He can dance.



2 Let's play!



1 sing



2 swim



3 draw



5 ride a bike




4 play football

Five and three!

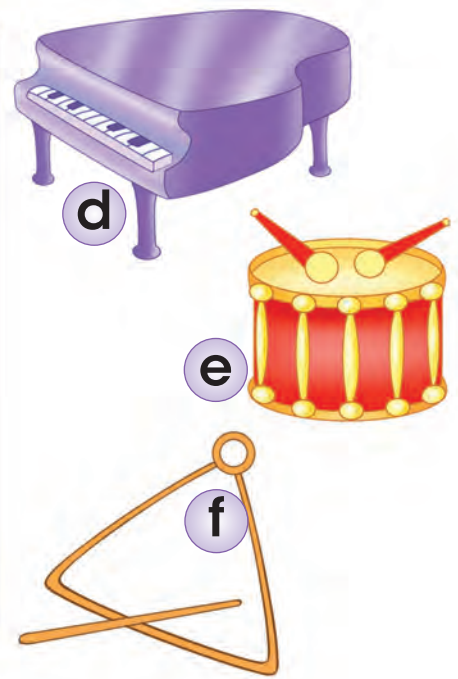
You can ride a bike and you can draw!

That's right!

3 Look and match in your notebook.



- 1 triangle
- 2 drum
- 3 guitar
- 4 recorder
- 5 tambourine
- 6 piano




4 Look and say **yes** or **no**.



- 1 Luke can sing.
- 2 Paul can play the drum.
- 3 Julie can play the recorder.
- 4 Natalie can sing.
- 5 Amy can play the guitar.



5 Look, read and match in your notebook.



- | | |
|---------------------------|--------------------------|
| 1 She can sing. | 4 She can't ride a bike. |
| 2 He can't play football. | 5 He can't sing. |
| 3 He can ride a bike. | 6 She can play football. |

Fun Time 5

1 Look and say: **a** or **an**. 



duck



bat



rabbit



zebra



lion



jaguar



fox



snail



ant



iguana

2 Look, read and choose. 

20

- a twenty
b two

15

- a fifteen
b sixteen

19

- a eleven
b nineteen

12

- a twelve
b fourteen

17

- a eighteen
b seventeen

13

- a thirteen
b sixteen

3 Count and choose.

A eleven + nine = eighteen nineteen twenty

B twenty - twelve = eight nine ten

C twenty ÷ two = nine ten eleven

D five x three = fourteen fifteen sixteen

E ten + seven = fifteen sixteen seventeen



4 Read and say **yes** or **no**.



1 A butterfly can fly.

yes

no



2 An elephant can climb.

yes

no



3 A spider can swim.

yes

no



4 A bird can fly.

yes

no



5 A frog can jump.

yes

no



6 A monkey can draw.

yes

no

5 Look, read and answer.



1 Can he jump?



2 Can it run?



3 Can they draw?



4 Can she climb?

Fun Time 6

1 Read and match in your notebook.

A I don't like chocolate. I like jam.

B I like cake and lollipops.

C I don't like cake. I don't like sweets.





D I like carrots. I like chocolate.

E I like jam. I don't like potatoes.

F I like carrots. I don't like cake.

G I don't like peas. I like lollipops.

H I don't like jam. I like tomatoes.



2 Look and make sentences.



1 I/sweets



4 I/peas



2 We/bananas



5 They/sandwiches



3 She/apples



6 We/chocolate

3 Answer about yourself.

- 1 Do you like chocolate cake?
- 2 Do you like ice cream?
- 3 Do you like peas?
- 4 Do you like tomatoes?

- 5 Do you like carrots?
- 6 Do you like jam?
- 7 Do you like lollipops?
- 8 Do you like apple juice?

4 Read and number in your notebook.

- 1 Sweet monsters live in the Magic Forest.
- 2 They eat chocolate, cake and sweets.
- 3 They don't like vegetables.
- 4 They love children.
- 5 They don't like dentists.



5 Now read again and answer.

- | | |
|---|----------------------------|
| 1 Do Sweet Monsters live in the Magic Forest? | 3 Do they like vegetables? |
| 2 Do they eat chocolate? | 4 Do they love children? |
| | 5 Do they like dentists? |

Fun Time 7

1 What's the weather like? Point and say.



2 Look, read and match in your notebook.



- 1 In the USA it's cold and it's snowing.
- 2 In Greece it's hot and sunny today.
- 3 In the UK it's cold and it's raining.

3 Which picture? Look, read and choose A, B or C.



- | | |
|--------------------------|--------------------------|
| 1 It's hot. | 6 It's cold. |
| 2 He likes snow. | 7 She likes ice cream. |
| 3 It's raining. | 8 It's snowing. |
| 4 It's sunny. | 9 She's got an umbrella. |
| 5 The leaves are yellow. | |

4 Find the odd one out!

A hot
sunny
summer
snow

B autumn
spring
winter
butterflies

C frogs
birds
rabbits
flowers

5 Look, read and choose. 




- a** It's snowing.
b It's raining.



- a** It's summer.
b It's winter.




- a** They're trees.
b They're flowers.



- a** It's hot.
b It's cold.



- a** It's spring.
b It's autumn.



- a** It's a butterfly.
b It's a bird.



Fun Time 8

1 Look and match in your notebook.



- 1 hat
- 2 jeans
- 3 jumper
- 4 boots
- 5 dress
- 6 jacket



2 Look, read and answer.



Are they socks?



Is it a cap?



Is it a hat?



Is it a T-shirt?



Are they jeans?



Are they shoes?

3 Look, read and choose.



1

- a She is reading.
- b She is running.



2

- a She is flying.
- b She is drawing.



3

- a It is snowing.
- b It is raining.



4

- a They are jumping.
- b They are swimming.



5

- a He is playing football.
- b He is riding a bike.





6

- a They are wearing jeans.
- b They are wearing boots.


4 Look, read and answer.

- 1 Is Becky wearing shorts?
- 2 Are Larry and Bob playing?
- 3 Is Kate wearing a red cap?
- 4 Is John playing the guitar?
- 5 Is Sara wearing a T-shirt?
- 6 Are Sara and Jill drawing?



Round-up

1 Point and say.





Happy Halloween!

1 Sing.  

TRICK
OR
TREAT



1 Listen and sing.



Happy New Year!

1 Sing. 



2 Let's play!



- 1 Listen and sing.
- 2 Play the *Happy New Year* game.

HAPPY EASTER

1 Play Easter Bingo!



bunny



egg



basket



chick



flowers



chocolate



cake



lamb



butterfly



spring



bonnet



Easter Sunday




nest



sweets



bee



hot cross bun

2 Sing.  

- 1 Play Easter Bingo!
- 2 Listen and sing.

Programa școlară poate fi accesată la adresa: <http://programe.ise.ro>

Published by Express Publishing

Liberty House, Greenham Business Park, Newbury,
Berkshire RG19 6HW, United Kingdom
Tel.: (0044) 1635 817 363
Fax: (0044) 1635 817 463
email: inquiries@expresspublishing.co.uk
www.expresspublishing.co.uk

© Jenny Dooley – Virginia Evans, 2019

Colour Illustrations: © Express Publishing, 2019

Illustrated by Jim Biggins, Alexandra Lewis, Alan Shephard © Express Publishing, 2019

Original music composed by Ted and Taz © Express Publishing, 2019

First published in 2019

Made in EU

All rights reserved. No part of this publication may be reproduced, stored in a retrieval system, or transmitted in any form or by any means, electronic, photocopying or otherwise, without the prior written permission of the publishers.

This book is not meant to be changed in any way.

ISBN 978-1-4715-8506-7

Acknowledgements

We would like to thank all the staff at Express Publishing who have contributed their skills to producing this book. Thanks for their support and patience are due in particular to: Meryl Philips (Editor in Chief), Julie Rich (senior editor); Alex Barton (senior production controller) and the Express Publishing design team; and Emily Newton, Kevin Harris, Daniel Parker, Erica Thompson and Timothy Forster. We would also like to thank those institutions and teachers who piloted the manuscript, and whose comments and feedback were invaluable in the production of the book. Special thanks to Gina, Chris and Dennis who took part in the recording.

Every effort has been made to trace all the copyright holders. If any have been inadvertently overlooked, the publishers will be pleased to make the necessary arrangements at the first opportunity.

Digital book software developed by Infomedica Pro.



ISBN 978-1-4715-8506-7



9 781471 585067